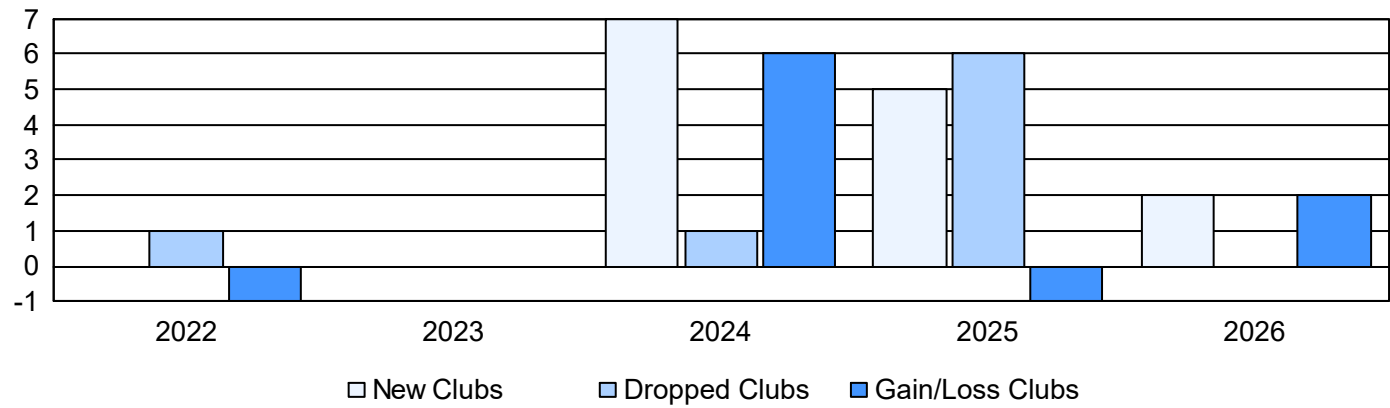
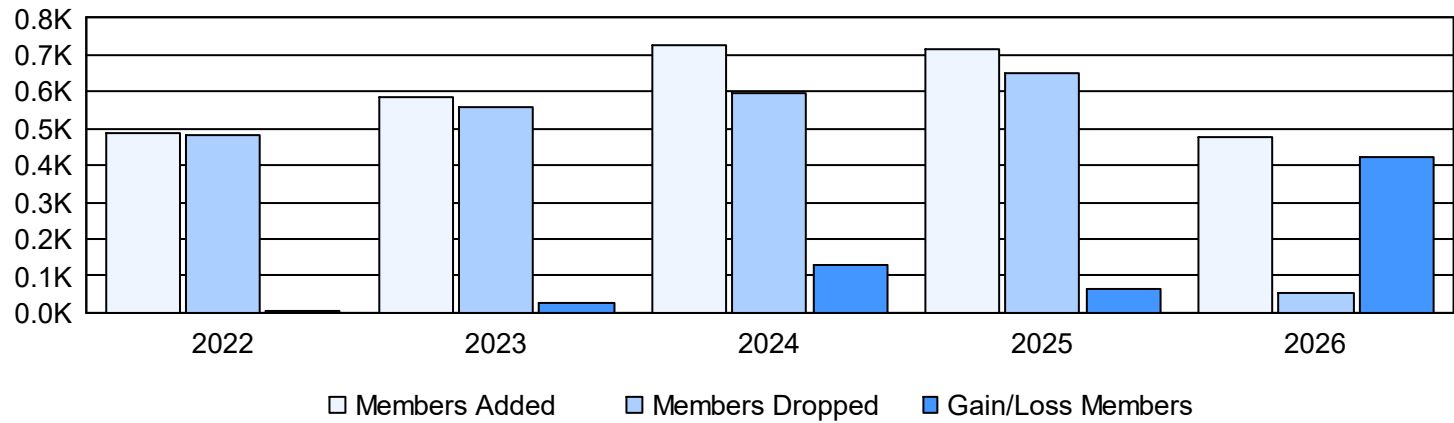


Year	New Clubs	Dropped Clubs	Gain/ Loss Clubs	New Members	Charter Members	Reinstate Members	Transfer Members	Total Member Added	Total Members Dropped	Gain/ Loss Members
2021-2022	0	1	-1	369	59	45	17	490	483	7
2022-2023	0	0	0	478	22	38	45	583	559	24
2023-2024	7	1	6	461	192	35	37	725	594	131
2024-2025	5	6	-1	434	136	92	52	714	648	66
2025-2026	2	0	2	337	54	61	23	475	53	422
Average	3	2	1	416	93	54	35	597	467	130

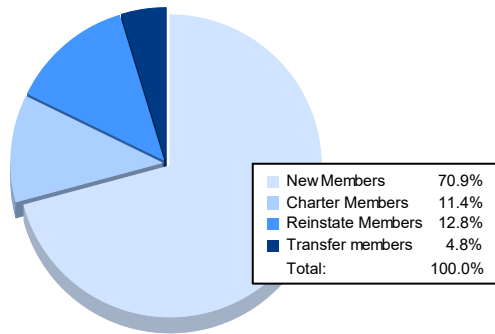
Clubs



Members



Membership Composition December 2025 Cumulative



Gender Composition December 2025 Cumulative

